



Munich

Ce modèle conviendra aux intérieurs à la fois classiques ou contemporains. Très confortable grâce à son double coussin de dossier, vous pouvez moduler sa configuration selon vos goûts et avec les différents éléments disponibles : batards, chauffeuses, méridiennes, chaînes longues et pouf. MUNICH est disponible en version déhoussable.

Dit model past zowel in klassieke als in hedendaagse interieurs. Het is bijzonder comfortabel dankzij het dubbele rugkussen en u kunt de configuratie naar smaak aanpassen dankzij de verschillende beschikbare elementen. MUNICH is verkrijgbaar met afneembare hoezen.

This model will suit both classic and contemporary interiors. Very comfortable thanks to its double back cushion, you can modulate its configuration according to your tastes thanks to the different elements available. MUNICH is available with removable covers.

MUNICH

	MODEL	WIDTH	DEPTH	HEIGHT	FABRIC	HEIGHT		WIDTH	ARM	
						SEAT	ARMS	ARMS	LEFT	RIGHT
SOFA	MUNICH - Sofa 4 pl	240 cm	103 cm	82 cm	20 m	42 cm	64 cm	12 cm	X	X
	MUNICH - Sofa 3 pl	200 cm	103 cm	82 cm	19 m	42 cm	64 cm	12 cm	X	X
	MUNICH - Sofa 2 pl	170 cm	103 cm	82 cm	18 m	42 cm	64 cm	12 cm	X	X
	MUNICH - Sofa 1 pl Maxi	94 cm	103 cm	82 cm	12 m	42 cm	64 cm	12 cm	X	X

	MODEL	WIDTH	DEPTH	HEIGHT	FABRIC	SEAT	ARMS	ARMS	LEFT	RIGHT
BATARDS	MUNICH - Batard 4 pl	228 cm	103 cm	82 cm	19 m	42 cm	64 cm	12 cm		
	MUNICH - Batard 3 pl	188 cm	103 cm	82 cm	18 m	42 cm	64 cm	12 cm		
	MUNICH - Batard 2 pl	158 cm	103 cm	82 cm	17 m	42 cm	64 cm	12 cm		
	MUNICH - Batard 1 pl	82 cm	103 cm	82 cm	11 m	42 cm	64 cm	12 cm		

The direction of the arm (left or right) must absolutely be specified when facing the sofa.




CHAUFFEUSE	MUNICH - Chauffeuse 4 pl	212 cm	103 cm	82 cm	18 m	42 cm		
	MUNICH - Chauffeuse 3 pl	172 cm	103 cm	82 cm	17 m	42 cm		
	MUNICH - Chauffeuse 2 pl	142 cm	103 cm	82 cm	16 m	42 cm		
	MUNICH - Chauffeuse 1 pl	70 cm	103 cm	82 cm	10 m	42 cm		

VARIOUS ELEMENTS	MUNICH - Corner	103 cm	103 cm	82 cm	12 m	42 cm	64 cm	12 cm		
	MUNICH - Long chair	100 cm	170 cm	82 cm	17 m	42 cm	64 cm	12 cm		
	MUNICH - Méridienne	103 cm	220 cm	82 cm	20 m	42 cm	64 cm	12 cm		
	MUNICH - Pouf	50 cm	70 cm	42 cm	m					

The direction of the arm (left or right) must absolutely be specified when facing the sofa.

SEAT CUSHION	SEAT CUSHION	BACK CUSHION :	REMARKS
SANDWICH	MEMORY FOAM		
Core of polyurethane 35 kg and mix of microfibers and flakes of memory foam.	Polyurethane foam density 35 kg HR and 4 cm memory foam covered by a layer of fibers.	Microfibers 100% polyester.	Backrest with double cushioning. One decorative cushion per armrest. Available in fixe version and in covered version. It is possible to order the cover separately.

FRAME	SUSPENSION
Pine wood covered with polyurethane foam of different densities.	Seat suspensions : Nosag springs. Back suspension : Elastic band high resistant.

FEET						
Varnished beech wooden feet.		Natural		Wengé		Black